

# E629 SERIES

## Stand-Alone (offline) Lockset for Exit Devices



- Designed for Heavy Duty Grade 1 high use and abuse applications
- Non-volatile memory. Lock programming is retained in the event of a prolonged power outage
- Heavy duty cast alloy escutcheon thru-bolts directly into the exit device chassis.

## FEATURES

- » Designed for use with PDQ 6200 Series RIM and Surface Vertical Rod Exit Devices
- » Backlit Stainless Steel keypad buttons standard
- » Full Outdoor Standard
- » Color LED's illuminate a visual cue when the correct code is entered and low battery life
- » Simple installation and programming
- » Mechanical Key override
- » 3 Hour UL Fire Listed
- » Hardwire inputs for 12 or 24V AC or DC are standard
- » Operates on 4 AA Alkaline Batteries (Not supplied)
- » Up to 100,000 Cycles on one set of batteries
- » Standard Mortise Cylinder



## SPECIFICATIONS

### ELECTRONICALLY SELECTABLE FUNCTIONS:

**Relock Mode:** With any valid credential the lock will unlock for a configurable number of seconds then re-lock.  
**Passage Mode:** unlock and remain unlocked until a valid credential is entered to re-lock the device.  
**Emergency Lockout Mode:** Only the master credential will unlock the door for the configured number of seconds then relock. All other codes are disabled.

**USERS:** 100 Users + 1 Master Code

**INPUT:** 12-24 VAC/VDC 200mA max current

**BATTERY LIFE:** 100,000 cycles on a set of (4) AA alkaline batteries (not included).

**PROGRAMMING:** Keypad basic (Option K) models require programming at the lock.

**WEATHER RESISTANCE:** Full outdoor standard - both sides can be exposed to weather.

**FOR DOORS:** 1-3/4" standard. For other door thickness, contact PDQ Customer Service

**KEY OVERRIDE:** Standard (09 Storeroom)

**KEYS:** 2 Keys Per Lock.

**KEYWAYS:** Available in the keyways of most major manufacturers.

### INTERCHANGEABLE

#### CORE:

Best type 6 and 7 pin or Schlage LFIC  
**KEYING:** Can be MK, CMK, GMK. Available Zero Bitted (K0), Keyed Different (KD), Keyed Alike (KA). Can be keyed into existing masterkey systems of other manufacturers.

#### FINISHES:

613 (US10B) Oil Rubbed Bronze,  
626 (US26D) Satin Chrome

#### CERTIFICATIONS, LISTINGS, COMPLIANCES:

- UL 10C listed for "Fire Exit Hardware" labeled for up to 3 hrs, single swing doors 4'0" x 8'0"
  - FCC part 15
  - PCB RoHS compliant
  - PDQ exit devices certified to ANSI/BHMA 156.3-2001, Grade 1
- WARRANTY:** 24 months Limited Warranty  
**COUNTRY OF ORIGIN:** Proudly Designed and Assembled by PDQ in the USA.



# E629 SERIES

PRICING EFFECTIVE MARCH 10, 2014



MODEL TYPE: KEYPAD - BASIC			LIST PRICE FINISH	
ANSI FUNCTION	DESCRIPTION	TRIM TYPE	626	613
09	Storeroom w/ Lever	E6 29 (1 or 2) K, B, (BSN, MIA or PHL) (RHR or LHR) 626	\$770	\$880

Notes: Parts discount applies.

## LEVER DESIGNS



**BSN - BOSTON**



**PHL - PHILADELPHIA**



**MIA - MIAMI**

# E629 SERIES

PRICING EFFECTIVE MARCH 10, 2014

## HOW TO ORDER — E629 SERIES

TYPE		COMPANION EXIT DEVICE		MODEL		FINISH <sup>5</sup>		SPECIAL FINSH COATING		CYLINDER OR HOUSING <sup>4,6</sup>		KEYING <sup>3</sup>	
29 — Electrified Escutcheon, Wide Stile		1 — RIM 2 — SVR		B — Basic		626 — Satin Chrome		AM — Anti-microbial		D — Default L — Less Cylinder SF6 — SFIC w/Core, 6 Pin SF7 — SFIC w/Core, 7 Pin LF — Schalge® Compatible LFIC w/ Core SF6L — SFIC 6 Pin Housing less core SF7L — SFIC 7 Pin Housing less core LFL — Schalge® Compatible LFIC Housing less core		KD	
E6	29	1	K	B	PHL	RHR	626			D	SCC	KD	
E6		K — Keypad		BSN — Boston MIA — Miami PHL — Philadelphia		RHR LHR				SCC			
SERIES		INTERFACE		LEVER SHAPES		HANDING		DOOR THICKNESS <sup>1,2,3</sup>		KEYWAY <sup>3</sup>			

## HOW TO ORDER — E629 SERIES

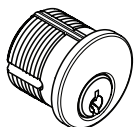
- Denotes factory default

Notes:

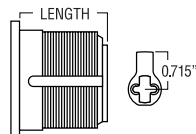
- 1 - Door thickness - 1-3/4" - 2"
- 2 - For other door thickness applications, contact PDQ Customer Service
- 3 - Most common cylinders, housings, keyway and keying options shown.  
For additional options, consult Cylinders and Keying section of price list.
- 4 - List price includes standard default cylinder
- 5 - Other finishes available. Contact PDQ Customer Service.
- 6 - 6EW Trim ordered less cylinder includes collar and spring washer for cylinder lengths from 1-1/8" to 1-1/4". For other cylinder lengths, contact PDQ Technical Service.

## TRIM CYLINDER REFERENCE GUIDE

ANSI FUNCTION	DESCRIPTION	29 — ELECTRIFIED ESCUTCHEON WIDE STILE
09	Storeroom w/Lever	Mortise



MORTISE CYLINDER



LENGTH INCLUDES CAM

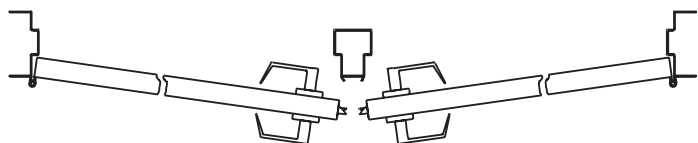
## MODEL FEATURES

**BASIC** — Users Individually Managed at Each Opening

**USB1** — Tablet Based - Pull Down Audit Record

## HANDING

**Out Swing Door**



LEFT HAND  
REVERSE (LHR)

RIGHT HAND  
REVERSE (RHR)

OUTSIDE

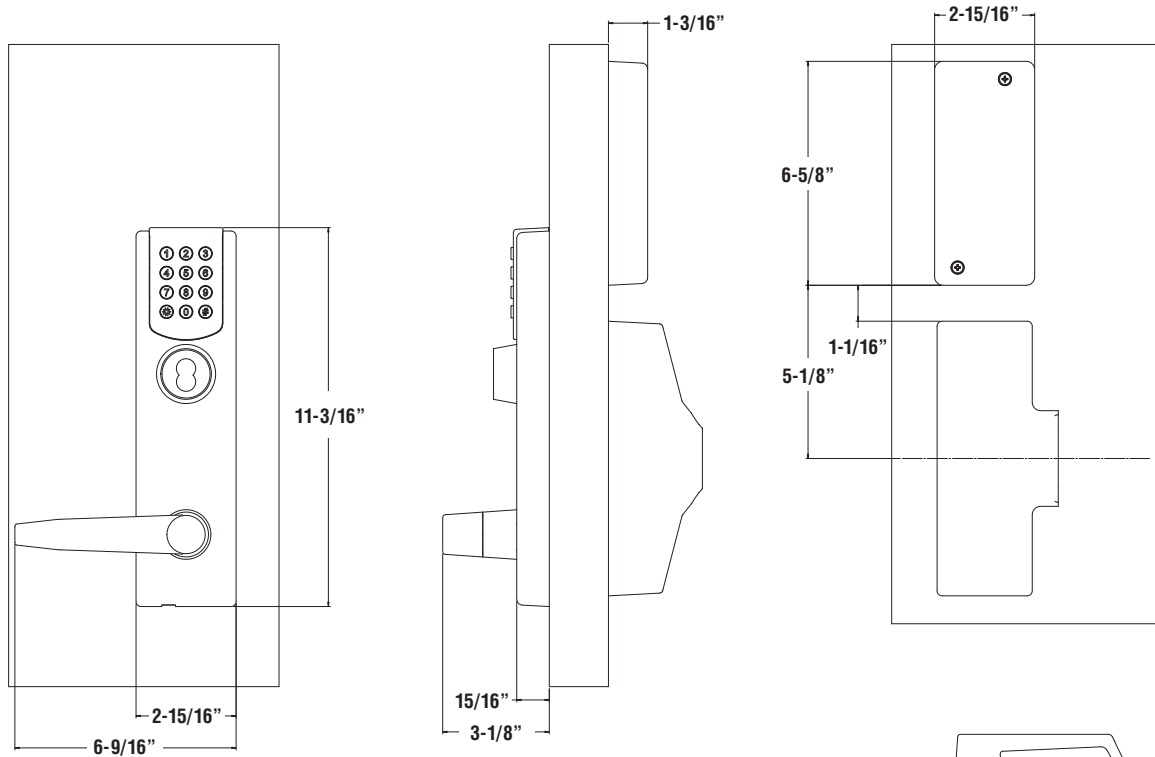
TYPE	LENGTH	PDQ CAM NUMBER
Cylinder, Conventional	1-1/4"	I127-4204
SFIC Housing, 6 Pin	1-1/4"	I54031
SFIC Housing, 7 Pin	1-3/8"	I54031
LFIC Housing	1-1/2"	I54231



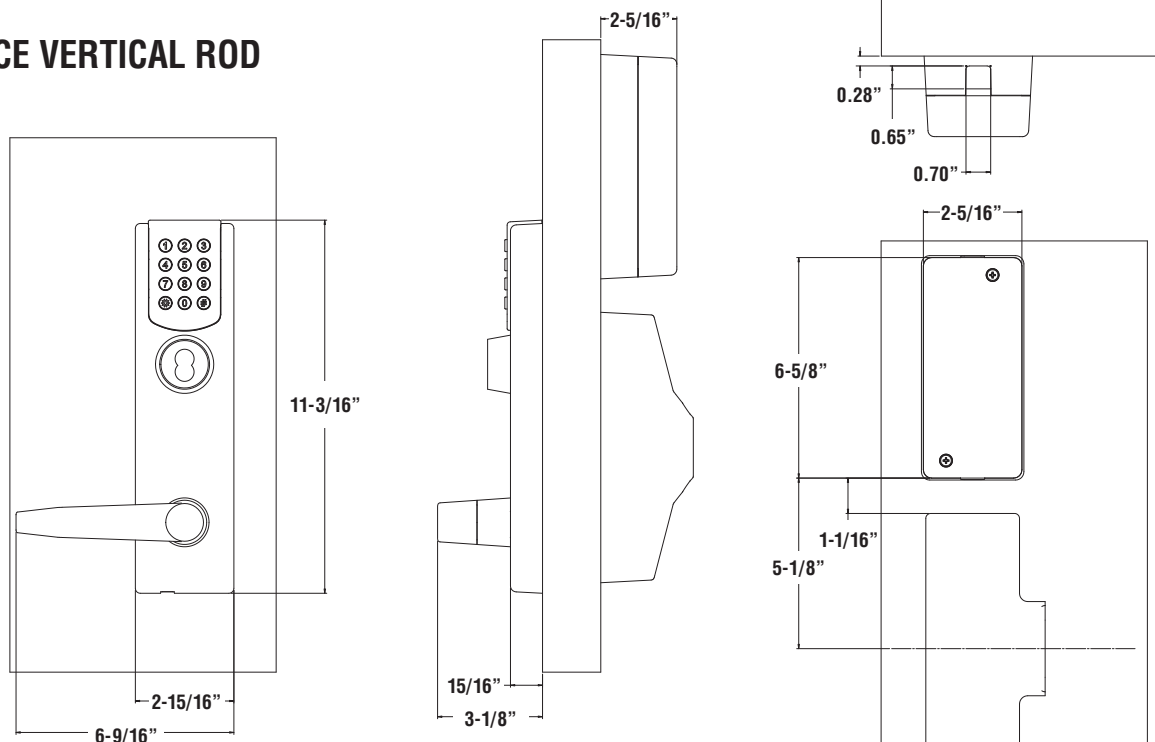
# E629 SERIES

PRICING EFFECTIVE MARCH 10, 2014

## RIM



## SURFACE VERTICAL ROD



# FINISHES

PRICING EFFECTIVE MARCH 10, 2014

## ARCHITECTURAL FINISHES



605 (US3)  
Bright Brass, Clear Coated



606 (US4)  
Satin Brass, Clear Coated



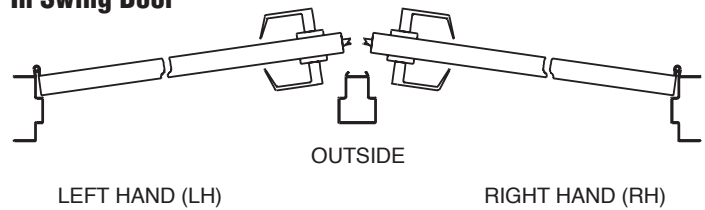
613 (US10B)  
Oil Rubbed Bronze,  
Oxidized Satin Bronze,  
Oil Rubbed, No Coating



626 (US26D)  
Satin Chromium Plated,  
No Coating

## HANDING

### In Swing Door



### Out Swing Door

